



DIGITAL MIXING CONSOLE

**QL** SERIES

# The Quintessential Compact

The acclaimed CL series raised live digital mixing console performance to an unprecedented level of refinement with evolved sound quality, operability, and functionality, while maintaining the traditional values that have made Yamaha digital mixers industry standards. Core features and performance inherited directly from the CL series, including natural sound supported by sonically superb internal processing capabilities, operation that easily adapts to the demands of just about any working environment, and built-in Dante networking that facilitates flexible system configuration, have now been condensed and concentrated into the compact QL series digital mixing consoles. QL series consoles offer all-in-one mixing, processing, and routing capability for small to medium scale live sound, corporate speech events, installations, and much more.

## Pure, Natural Sound Plus Powerful Built-in Processing for Broad Creative Control

The Yamaha sound begins with reproduction that is faithful to the source. QL series consoles feature circuitry and components that have been designed and selected with the utmost care, achieving outstanding audio purity from input to output. With that solid sonic foundation it becomes possible to take full advantage of built-in premium internal processors such as the Portico 5033/5043 created in cooperation with Rupert Neve, to shape and create as required. For a wide range of speech applications built-in automatic mixing functionality from Dan Dugan Sound Design provides optimum channel balance while allowing the operator to concentrate fully on optimizing the overall sound.



## Refined Control for Smooth Operation

The ability to respond swiftly and surely to multiple, rapidly changing demands is essential for effective live sound support. QL series consoles feature large touch-panel displays as well as “Touch and Turn” knobs that make up a remarkably smooth, efficient control interface. Attention has also been paid to details such as fader feel and channel name display visibility in order to deliver a sophisticated overall operating experience. Remote control and offline setup capability via an iPad or computer adds even more refinement to an already state-of-the-art operating environment.



## Expandable All-in-One Support for Any Application

In addition to ample analog input and output capacity, QL series consoles feature the same Dante audio networking protocol that provides broad connectivity in the CL consoles. There's also an innovative “Port to Port” feature that can patch any input port to any output port so the QL console can function as a remote I/O device for any other QL or CL series console, for example. Other flexibility enhancing features such as 2-track and multitrack recording capability, and dual MY expansion slots that allow processing capability or I/O to be added as required, make the QL consoles suitable for use as central components in an extensive variety of sound applications.





# QL SERIES

DIGITAL MIXING CONSOLE QL5 / QL1



## DIGITAL MIXING CONSOLE

# QL5

64 mono / 8 stereo

16 mixes / 8 matrices

32 + 2 fader configuration adapts to a wide range of channel layouts. The QL5 is a compact console with large-scale capabilities.

- Mix channels: 64 mono, 8 stereo.
- Busses: 16 mix, 8 matrix (Input to Matrix supported).
- Local I/O: 32 in, 16 out.
- Fader configuration: 32 + 2 (Master).
- Stainless steel iPad support stays.



## Common QL Features

All basic specifications other than numbers of inputs/outputs and faders are the same for both models, so you get full QL performance and capability regardless of system size. Well-integrated operation is ensured throughout systems that use multiple QL consoles.

16 DCAs / 8 Mute Groups

8 Effect Racks

Input Delay

Channel PEQ / Dynamics

8 Premium Racks

8 GEQ Racks

Output Port Delay

Port to Port

## Rear Panel

QL5



QL1





## DIGITAL MIXING CONSOLE

# QL1

32 mono / 8 stereo

16 mixes / 8 matrices

### 16 + 2 fader configuration in a compact, rack mountable unit.

- Mix channels: 32 mono, 8 stereo.
- Busses: 16 mix, 8 matrix (Input to Matrix supported).
- Local I/O: 16 in, 8 out.
- Fader configuration: 16 + 2 (Master).
- Rack mountable with optional RK1 Rack Mount Kit.

TOUCH AND TURN Knob

Fader Bank

Dante

Dante Virtual Soundcard

QL Editor

Console File Converter

12 User Defined Keys

USB Memory Recorder

GPI

QL StageMix


2 MY Slots

## I/O Racks for Any Application and Scale

Four I/O rack models with Dante networking capability provide flexible input and output setup for a wide range of applications. The 5U size Rio3224-D has 32 inputs and 16 outputs as well as four AES/EBU outputs. The 3U size Rio1608-D offers 16 inputs and 8 outputs. And for situations where you just need inputs or outputs, the compact 1U size Ri8-D and Ro8-D offer 8 inputs or outputs, respectively. All of the above connect to the console via Dante for low-jitter, low-latency audio transfer performance.

## R SERIES

I/O RACK **Rio3224-D**



I/O RACK **Rio1608-D**



INPUT RACK **Ri8-D**



OUTPUT RACK **Ro8-D**



# It All Begins with Natural Sound

In order to take maximum advantage of evolved processing potential to sculpt creative new soundscapes, the engineer must have uncolored, natural sound as a starting point. Yamaha's unwavering natural sound philosophy is fully implemented in the QL series, resulting in accurate reproduction that is faithful to the source.



## Every Component Contributes to Superior Sonic Precision

Full creative freedom can only be achieved when the sonic foundation is accurate, uncolored, and faithful to the source. The same pure, natural sound that is a highly regarded feature of the CL series is achieved in the compact QL series consoles as well. Every detail, from mechanical construction through port location, power supply, grounding, and individual components

has been painstakingly analyzed and brought together in a system that affords extraordinary audio quality. Noise that can affect digital mixer performance in a number of ways has also been thoroughly scrutinized and effectively eliminated. Because it can affect AD/DA converter performance, system clock jitter has been subject to detailed analysis and optimized by revising the

internal FPGA layout and rerouting the clock signal. All of these details combine to realize performance that not only passes the strictest scientific tests, but also satisfies the critical ears of some of the most demanding sound engineers in the business.



# Keeping the Legacy Alive


When it's time to build creatively on the uncolored sonic foundation provided by the QL consoles, a selection of powerful processors is ready to refine your sound. Yamaha digital technology accurately reproduces the quality and performance of time-honored analog devices that are renowned for their musical sound, as well as speech mixing technology that revolutionized the industry with unprecedented consistency and clarity. The technology that achieves all of this reflects Yamaha's respect for the legacy of masters who have given us some of our most valued audio capabilities. It also gives today's sound engineers the support they need to create for the future.

## VCM Technology and Rupert Neve

All of the processing capability that was packed into the CL series consoles is provided in the QL consoles as well. Most of those processors are based on Virtual Circuit Modeling (VCM) technology developed by "Dr. K" (Toshifumi Kunimoto) and his team at "K's lab," Yamaha's state-of-the-art digital technology research facility. VCM technology precisely models the circuitry and performance of analog audio devices, right down to the characteristics of individual components such as resistors and capacitors. VCM simulations are so realistic and musical that even the legendary Rupert Neve, a master who built his reputation on analog sound, has given it his approval and collaborated in developing VCM versions of his Portico 5033 and 5043 EQ and compressor, both provided as on-board processors in the QL consoles.



Toshifumi Kunimoto  
Engineering Manager,  
Research & Development Division



## Revolutionary Dan Dugan Automatic Mixer Built In

Thanks to in-depth collaboration with Dan Dugan Sound Design, renowned Dan Dugan automatic microphone mixing with its advanced algorithms is built into the QL series consoles. Setup is easy: just insert the processor into up to 16 channels for automatically optimized microphone gain distribution. Gain control is smooth and natural, as though experienced human operators were doing the mix. The system also effectively reduces feedback and comb filter issues. For speech applications, especially non-scripted situations, this allows the operator to concentrate on details other than fader operation for consistently high-quality mixes.



Dan Dugan Sound Design



# Refined Interface for Intuitive Control

Operators coming from analog or digital consoles will quickly become comfortable with the QL consoles. Years of accumulated knowhow and feedback from users worldwide have been applied in creating an interface that is simple while providing refined operation that responds fully to the demands of a broad spectrum of real-world applications.

## Straightforward "Touch and Turn" Operation

Touch and Turn operation, introduced in the CL series, has been enthusiastically adopted by sound engineers everywhere. The QL series offers the same operational advantage: touch the parameter you want to control on the screen, then rotate the Touch and Turn knob that is below and to the right of the screen to adjust as required. The color displayed below the knob changes to match that of the selected parameter, for quick confirmation and error-free control. It's simple, responsive, and very intuitive.



## The Yamaha Selected Channel System

The Yamaha Selected Channel interface provides a comprehensive overview of available channel parameters with direct selection capability via its large touch-panel display. The display is the same type that was provided on the CL series consoles, offering high visibility and smooth response for stress free operation. Hands-on control via dedicated physical controllers as well as an innovative Touch and Turn knob provides speedy access to essential QL console parameters for a fast, efficient workflow.





# Advanced Features Backed by Efficient Design

You can have features galore, but if they're not well integrated into a smoothly operating system that provides easy access, their value will be greatly reduced. Design of the QL series faders and knobs extends to the finest details of form and materials. High visibility channel name displays and colors add to overall operation ease and efficiency as well. The interface is the vital connection between console and engineer, and we have treated it with appropriate care and respect.



## Faders Designed for Fit, Feel, and Visual Feedback

The operator's sonic intent is conveyed to the console primarily through the faders. Inheriting the sports car bucket seat styling of the CL series faders, the QL faders provide comfortable, sure operation regardless of where your finger rests on the knob. Even the fader knob materials have been selected for optimum feel. The sides of the knobs are specially sculpted to allow the fader scale on the panel to be easily seen from just about any angle.



## Selected Channel Controls for Direct, Instant Access

The main Selected Channel parameters are assigned to the knobs located to the right of the display for immediate access at any time. In addition to User Defined Keys to which parameters can be freely assigned, another traditional Yamaha digital mixing console feature, the QL consoles also have on-screen User Defined Knobs that provide the same assignable freedom for variable parameters. In combination, the User Defined Knobs and User Defined Keys can significantly enhance operation speed and efficiency.



## Comprehensive Fader Bank Section

All analog inputs are assigned to one Fader Bank, while other input and output channels are accessed by switching banks. Four Custom Fader Banks are also provided, and these allow the user to set up any combination of channels required for maximum efficiency in any application. Custom Fader setups can also be stored with scenes and instantly recalled when needed.

## High Visibility Channel Names and Colors

Miniature display panels above each channel fader show the channel name as well as fader setting. There's also a color bar that glows in eight colors, matching the channel colors shown in the main touch-panel display for easy visual identification. The eight colors plus "black" provide a total of nine color groupings. These high-visibility displays offer excellent legibility in bright outdoor lighting as well in dim indoor settings.

An expandable all-in-one solution  
for small to medium scale live sound and corporate speech events

---









# Flexible Network Capability in an All-in-one Console

Network capability is essential in today's live sound applications, and the QL series offers all you need. In addition to their all-in-one capabilities, QL series consoles come with the widely implemented Dante digital audio networking protocol, developed by Audinate, as a standard feature. That means the QL consoles can be combined with other Dante capable devices, such as CL series consoles and R series I/O rack units, to flexibly create systems for applications of just about any scale or complexity.




## One Console May Be All You Need

Each QL series console provides extensive built-in input and output capacity that can handle a variety of applications without the need for stage boxes or other external equipment (32 inputs and 16 outputs on the QL5, and 16 ins and 8 outs on the QL1). For many jobs all you need is one console, and that means vastly superior portability as well as speedy setup.



## Superior Dante Networking Built In

Precision synchronization technology achieves low latency and low jitter as well as high sample accuracy in a network that is fast and simple to set up. Individual IDs assigned to each device on a Dante network allow automatic device detection as well as easy patching. Speedy setup leaves more time for the all-important job of setting up the mix.



## Redundancy for Reliability

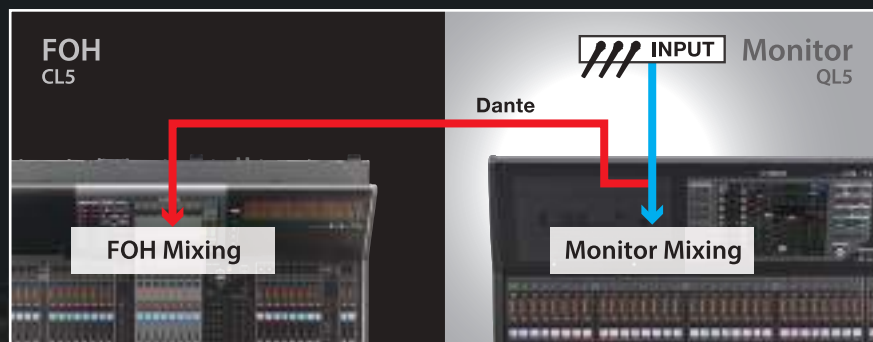
Cables and switches can malfunction, but with Dante's support for redundant connections a problem on the network won't stop the show. Redundant primary and secondary connections can be set up in a star network configuration so that problems in any part of the network won't interrupt the signal flow or bring the entire network down.

# “Port to Port” Enhances System Versatility

“Port to Port” is a new Yamaha feature that allows QL series console inputs and outputs to be put to use as elements of a larger system, providing unprecedented capabilities for interconnecting front-of-house and monitor consoles, and much more. Gain Compensation enhances the versatility of this feature even more.

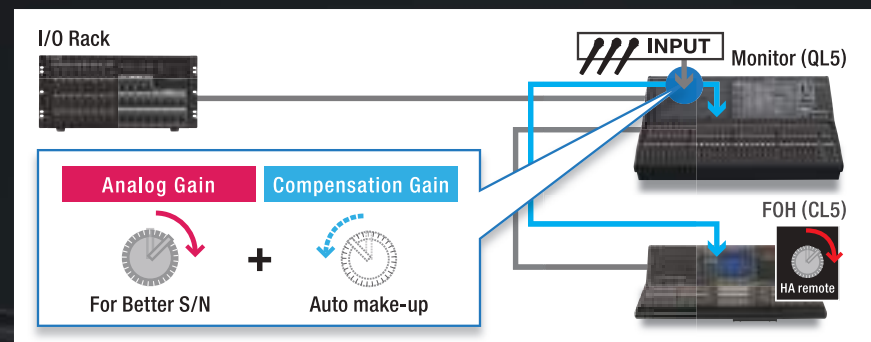
## Capable Systems with Fewer Devices

The ability to directly connect input ports to output ports without going through mixing channels provides unprecedented freedom for routing signals between the analog, Dante, and MY slot inputs and outputs. For example, a QL console could be used as an I/O device for another QL or CL series console while simultaneously functioning as a monitor console. Not only is just one QL console required for both monitor and I/O use, but analog gains can be remotely controlled from the front-of-house QL or CL console. It's also possible to mix analog signals received at the console while directly transmitting them to a multitrack recording system via Dante, for example. The possibilities are vast.



## I/O Rack Sharing without Gain Complications

When sharing inputs between multiple consoles using Dante networking and Port to Port capability, gain adjustments made from one console could potentially disrupt the mix balance at another. The Gain Compensation function prevents such problems from occurring. Gain compensation is automatically applied at the digital stage so that the total gain sent out via the network remains constant.



# Everything You Need for Creative Engineering

QL series console include a virtual processing rack that lets the operator approach selecting and patching internal processors in a way that's similar to working with external rack-mounted devices. All of the high-quality processors that received rave reviews in the CL series are provided in the QL series consoles as well. Top-quality sound-shaping tools for creative engineering are ready and accessible whenever they're needed.



## Premium Rack

Up to eight VCM processors, including the Portico processors developed in cooperation with Rupert Neve Designs that are standards in leading recording studios throughout the world, can be mounted in the virtual rack and used to deliver the kind of performance that only high-end analog outboard processors have previously been capable of. More importantly, that studio quality and musical tonality are available for live sound applications.



## Effect Rack

Up to eight of the 46 available ambience effects and 8 available insert effects can be mounted in the QL virtual rack. That selection includes a number of high-end Yamaha REV-X reverb processors for sophisticated sonic control. Any of the mounted effects can be individually switched to graphic EQ operation as required.



## GEQ Rack

The GEQ rack is ideal for inserting graphic EQ into the output and other busses. Up to eight 31-band graphic equalizers can be mounted, and any of those can be switched for use as dual 15-band "Flex15GEQ" equalizers that can control any 15 bands selected from the 31 bands available. With eight rack slots, that allows for a maximum of 16 simultaneous EQ processors. Dan Dugan Automixer units can be inserted in the input channels via the GEQ rack, providing up to 16 channels of automix for speech applications.



# A Comprehensive Range of Valued Devices

VCM technology delivers warm, nuanced sound. The QL series Premium Rack and Effect Rack include a variety of VCM processors. Insert two processors into a channel for far-reaching creative control.

## Portico5033 Portico5043

Premium Rack

These devices immaculately model the full sonic depth and breadth of the original analog equalizer and compressor/limiter modules by Rupert Neve. They are not only ideal for adding first-class studio-quality processor sound to your mix, but are also remarkably easy to set up for optimum effect. Merely inserting these outstanding models in the signal path can enhance the sound.



## EQ-1A

Premium Rack

The classic studio equalizer that is the basis for this model is still in demand today, highly prized for the musical response of its vacuum tube and transformer EQ circuitry, as well as its distinctive boost/cut characteristics.



## Dynamic EQ

Premium Rack

This original EQ module detects level variations in specified frequency bands in real time, dynamically adjusting EQ gain to provide pinpoint compression, limiting, and de-essing. A refined interface contributes to fast, easy operation.



## U76

Premium Rack

A studio standard that is ideal for a wide range of applications. It even features a RATIO "ALL" button that simulates the effect of engaging all of the ratio buttons on the original.



## Opt-2A

Premium Rack

This is a model of one of the most widely used optical studio compressors from the 1960's. The distinctive and highly regarded compression and release characteristics of the original are recreated with remarkable precision.



## Open Deck

Effect Rack


Here's a unique effect that models both the analog circuitry of well-known professional tape decks plus the characteristics of the tape used with them. You can simply choose a deck that offers the sound you need, or combine different recording and playback decks for a range of useful variations.



## Comp 260

Effect Rack

The compressor/limiter modeled in this device was all the rage in the late 70's, featuring solid-state RMS level detection circuitry and VCAs for level control. The sonic signature of this model is unmistakable.



## EQ 601

Effect Rack

For a sweet analog EQ sound, this model recreates a popular circuit topology from the 70's.



## 2-track/Multitrack Recording and Playback

Whether you want basic 2-track recording and playback, or full-blown multitrack recording and playback capability, the QL series consoles make it easy. There's direct 2-track recording to standard USB flash drives, or serious multitrack recording to a DAW via Dante. Multitrack playback is handy for "virtual sound checks" when the musicians aren't available, and 2-track playback is for background music, and sound effects.


### Convenient 2-track Recording to USB Flash Drive

A standard USB flash drive plugged into the front-panel USB port serves as media for direct 2-track recording in mp3 format. There's no need to carry external recording equipment around, and the recording can be handed to performers as soon as the show is finished, for example. Sound files in mp3, AAC, or WMA format saved on the flash drive from a computer or other source can be played back too, for convenient BGM or sound effects without the need for extra playback equipment.



### Smooth Support for Multitrack Recording

The QL series consoles even make live multitrack recording easy. With Dante Virtual Soundcard software it becomes possible to transfer audio directly to a Windows or Mac computer connected to the Dante network. With an appropriate DAW such as Steinberg Nuendo Live (sold separately) running on the computer, up to 64 tracks can be recorded simultaneously. In addition to being the best way to create professional quality recordings of live performances, this capability is ideal for creating the tracks needed for virtual sound checks.





# Features Optimized for Live Sound

Although there are as many ways to use a mixing console as there are sound engineers, extensive feedback from audio professionals has made it possible to provide a feature set that is ideally suited to the real-world needs of demanding live sound applications.



## 300 Scene Memories

Up to 300 console setups can be stored as “scenes” and instantly recalled whenever needed. Scene Preview is also supported, and scenes can be individually loaded from or saved to a USB flash drive.



## Versatile Input and Output Delays

Up to 1000 ms delay on input channels facilitates precise microphone phase compensation, while up to 1000 ms delay on the output ports is useful for speaker distance compensation and room tuning.



## Ample EQ and Dynamics Processing

All channels feature 4-band parametric EQ and two dynamics processors (one dynamic processor per output). De-esser can also be selected for band pass type EQ.



## 16 DCA Groups

16 DCA groups allow flexible grouping of multiple input channels for simultaneous control.



## 8 Mute Groups

Multiple channels can be assigned to any of 8 mute groups for instant muting or un-muting, with a Dimmer Level function.



## 12 User Defined Keys

A large number of console functions including Sends on Fader, Tap Tempo, and Set by Sel can be assigned to 12 User Defined Keys for instant hands-on access.



## Multiple User Key Sets

Limited access to QL console functions can be provided for less experienced operators and accident prevention via multiple User Key sets that can be stored in the console itself as well as on USB memory.



## 5-in/5-out GPI Interface

A 5-input/5-output GPI interface allows the QL consoles to respond to input from external switches, as well as to transmit on/off status to external devices.

## Help File

Simply tap the on-screen “Help” button to access the onboard operation manual. Once loaded all essential information is available directly via the console’s display, so you won’t need to keep the printed manual with you.



## Tight iPad and Computer Integration

With the “QL StageMix” app for iPad it is possible to mix remotely from audience seating or the performer’s positions in front of floor monitors, for example. The QL5 even includes stays that will support an iPad on the left side of its panel, sleekly integrating of the iPad into the QL interface. There’s also the “QL Editor” application for Windows and Mac computers, allowing console parameters to be set up via the computer, on or off line. The QL Editor is a great way to manage scene and patch list data, for example, and keyboard entry capability can be a time-saving advantage for typing channel names, etc. QL StageMix and QL Editor are great time savers, and they can be used simultaneously.

StageMix QL StageMix



QL Editor



\* QL StageMix can be downloaded from Apple's App Store at no charge.  
\* Apple, the Apple logo, and iPad are trademarks of Apple Inc., registered in the U.S. and other countries.

## Today's Mix Data for Tomorrow's Show

Since QL and CL series mix data are compatible, data created on either type of console can be directly read and used by the other. The time and effort spent setting up mix data for one job can be carried over to other jobs. Moreover, the Yamaha Console File Converter application provides compatibility with PM5D, M7CL, and LS9 consoles as well. All the data you have carefully crafted can be put to good use in future situations.



# Expandable Capacity and Functionality

Console I/O and functions can be customized simply by inserting appropriate Yamaha or third-party expansion cards into the Mini-YGDAI expansion slots provided. QL series consoles feature dual Mini-YGDAI slots that can accept expansion cards selected from a lineup of more than 30 types.

For details about the available Mini-YGDAI cards visit the Yamaha Pro Audio website at:

<http://www.yamahaproaudio.com/>




## Cascade for Large Systems

Multiple QL consoles can be cascade connected via I/O cards such as the MY16-AE to create systems that offer the high channel capacities required by larger applications. QL consoles can also be cascaded to the other Yamaha digital consoles such as CL series for broad system flexibility.



## Lake Processing


Lake processing has become a standard for speaker processing in live sound applications, and it can easily be added to QL consoles via the MY card slots. The MY8-LAKE expansion card, developed through technical cooperation between Yamaha and Lab.gruppen, offers Mesa EQ, Ideal Graphic EQ, Linear Phase EQ, and other processing features that are capable of achieving ideal tuning in a wide variety of environments regardless of size, acoustic characteristics, or the types of speakers used. Mesa EQ with its symmetrical curve can be inserted into input channels and used for creative sound shaping as well as speaker processing. The possibilities are endless. The Lake Controller computer application can be used for central management and control of all Lake devices in the system, and it works well with Smaart acoustic measurement tools for effective overall speaker tuning.



Mesa EQ



Ideal Graphic EQ

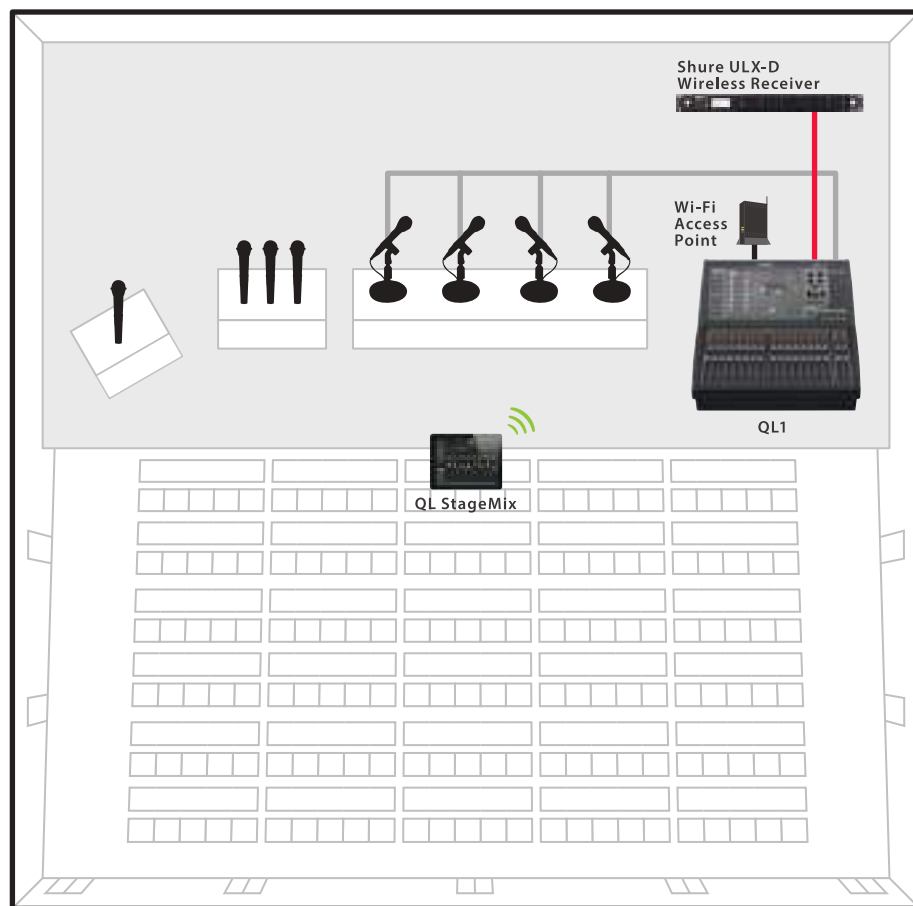


Linear Phase Crossover

# System Examples

## A Compact System that Automatically Mixes up to 16 Speech Mics

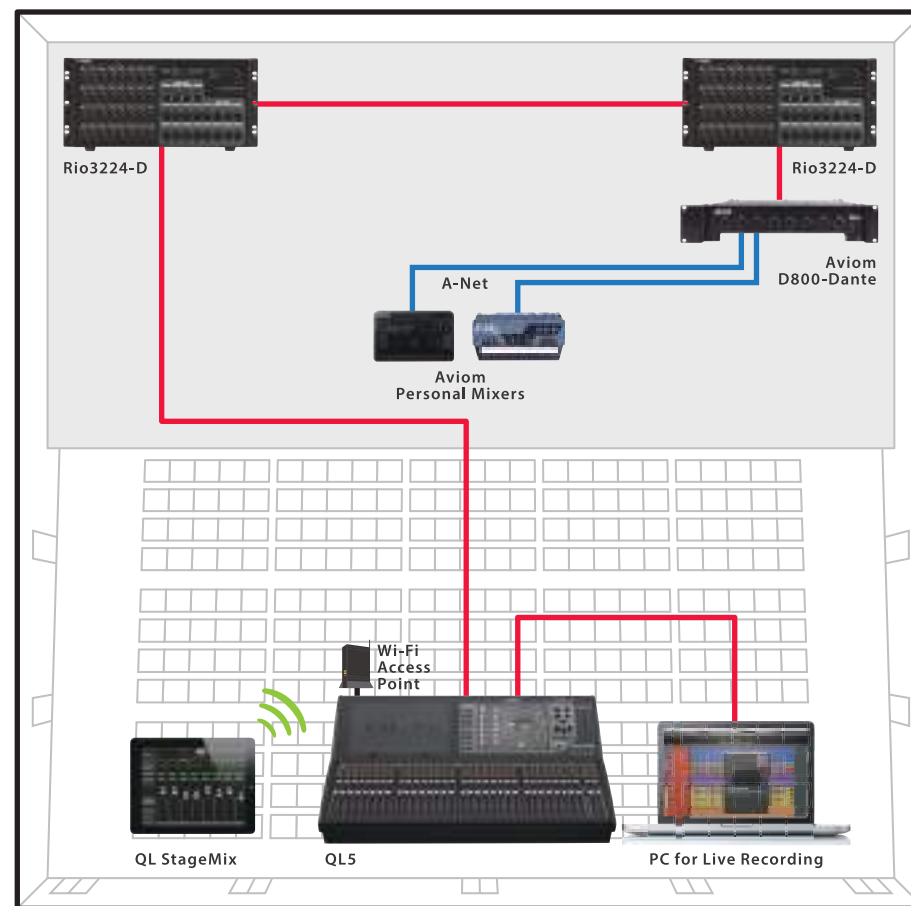
At conferences or speech events where space for equipment is limited, a compact all-in-one QL console can be a huge advantage. The built-in Dan Dugan Automixer can automatically provide an optimum mix of up to 16 speech microphones. Events can be recorded directly to, and pre-recorded BGM can be played back from a USB flash drive. The StageMix application can provide remote control capability for even greater efficiency and convenience.



— Dante

## A Simple Live System with Daisy-chained I/O Racks

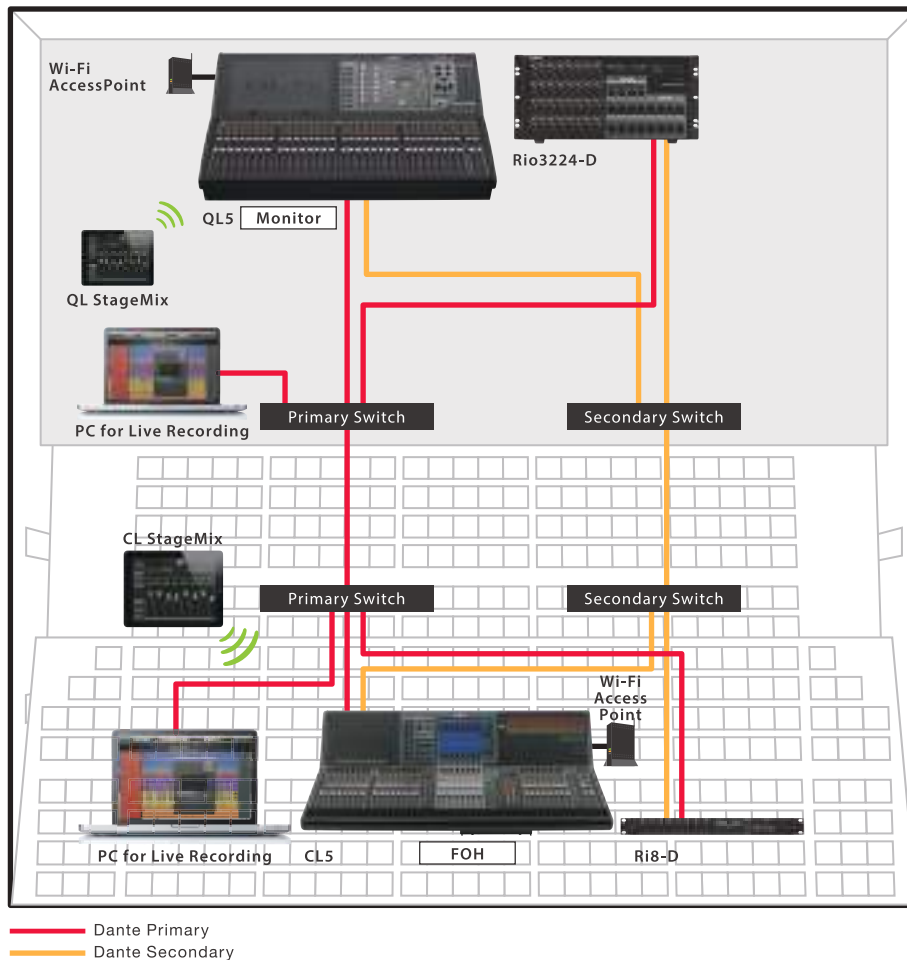
This is an example of a simple live system that makes use of Dante networking. Stage side R-series I/O rack units are connected to the front-of-house QL console via network cables. An Aviom personal monitor system can also be connected to the Dante network via an Aviom D800-Dante distributor. This setup even allows multi-track recording to a computer via the Dante network.





## QL Console for Monitor Mix and I/O in a Reliable Star Network

In this compact but capable live sound system a CL series console serves front-of-house while a stage side QL console doubles as monitor mixer and I/O device thanks to its Port to Port capability. The Gain Compensation function means that head amp gain can be safely controlled from either console without interference. For maximum system reliability a star network configuration with network switches is used for redundancy, so that a problem in one part of the network will not interrupt the overall signal flow. Live recording to multiple computers is also possible.



For more details visit  
the Yamaha Pro Audio  
website at

[http://www.yamahaproaudio.com/  
global/en/training\\_support/](http://www.yamahaproaudio.com/global/en/training_support/)



Yamaha Pro Audio

## General Specifications

Sampling Frequency	Internal	44.1kHz 48kHz	
	External	44.1kHz +4.1667%, +0.1%, -0.1%, -4.0%	±200ppm
		48kHz +4.1667%, +0.1%, -0.1%, -4.0%	±200ppm
Signal Delays	Less than 2.5ms, INPUT to OMNI OUT, Fs= 48kHz		
Fader	100mm motorized, Resolution=1024steps +10dB to -138dB, -∞dB all faders		
Frequency Response	+0.5, -1.5dB 20Hz-20kHz, refer to +4dBu output @1kHz INPUT to OMNI OUT		
Total Harmonic Distortion *3	Less than 0.05% 20Hz-20kHz@+4dBu into 600Ω INPUT to OMNI OUT, Input Gain= Min.		
Hum & Noise *4	-128dBu typ., Equivalent Input Noise, Input Gain= Max., -88dBu, Residual output noise, ST master off		
Dynamic Range	112dB typ., DA Converter, 108dB typ., INPUT to OMNI OUT, Input Gain= Min.		
Crosstalk@1kHz	-100dB *1, adjacent INPUT/OMNI OUT channels, Input Gain= Min.		
Dimensions (WxHxD) and Net Weight	QL5: 828mm x 272mm x 563mm (32.6in x 10.7in x 22.2in), 21.8kg (48.1lb) QL1: 468mm x 272mm x 562mm (18.4in x 10.7in x 22.1in), 14.7kg (32.4lb)		
Power Requirements (in watts)	QL5: 200W QL1: 135W		
Power Requirements (in volts,Hz)	100-240V 50/60Hz		
Temperature Range	Operating temperature range: 0 - 40°C, Storage temperature range: -20 - 60°C		
Included Accessories	Owner's Manual, dust cover (QL5 only), power cord, DVS license sheet		
Optional Accessories	Rackmount kit RK1 (QL1 only), Mini-YGDAI cards *2, Gooseneck Lamp LA1L, Nuendo Live		

\*1. A 22kHz, 30dB/Oct filter is used to measure crosstalk.

\*2. For more information about Mini-YGDAI card support, refer to the Yamaha pro audio website.  
<http://www.yamahaproaudio.com/>

\*3. An 80kHz, 18dB/Oct filter is used to measure total harmonic distortion.

\*4. An A-Weight filter is used to measure hum & noise.

## Input/Output Specifications

### Analog input specifications

Input Connectors	GAIN	Input Impedance	Source Impedance	Input Level			Connector
				Sensitivity *1	Nominal	Max. before clip	
INPUT 1-32 *6	+66dB	7.5 kΩ	50-600 Ω Mics & 600 Ω Lines	-82dBu (61.6μV)	-62dBu (0.616mV)	-42dBu (6.16mV)	XLR-3-31 type (Balanced) *2
	-6dB			-10dBu (245mV)	+10dBu (2.45V)	+30dBu (24.5V)	

\*1. The sensitivity is the input level required for output at +4dBu (1.23V) or at the defined level when all the faders and level controllers are set to the maximum value.

\*2. XLR-3-31 connectors are balanced jacks (1=GND, 2=HOT, 3=COLD).

\*3. 0dBu=0.775 Vrms for all specifications.

\*4. All the AD converters use 24-bit linear/128-times oversampling.

\*5. The INPUT connectors have +48V DC (phantom power) jacks, each of which can be turned on/off individually from the console software.

\*6. QL1: INPUT1-16

### Analog output specifications

Output Connectors	Output Impedance	Load Impedance	Maximum Output Level *5	Output Level		Connector
				Defined Level	Maximum Non-Clip Level	
OMNI OUT 1-16 *7	75 Ω	600 Ω Lines	+24dB (default)	+4dBu (1.23V)	vt+24dBu (12.3V)	XLR-3-32 type (Balanced) *1
			+18dB	-2dBu (616mV)	+18dBu (6.16V)	
PHONES	15 Ω	8 Ω Phones	-	75mW *6	150mW	Stereo Phone Jack (TRS) (Unbalanced) *2
		40 Ω Phones	-	65mW *6	150mW	

\*1. XLR-3-32 connectors are balanced jacks (1=GND, 2=HOT, 3=COLD).

\*2. The PHONES connectors for stereo headphones are balanced jacks (Tip=LEFT, Ring=RIGHT, Sleeve= GND).

\*3. 0 dBu=0.775 Vrms for all specifications.

\*4. All the DA converters use 24-bit linear/128-times oversampling.

\*5. The console has an internal switch for toggling the maximum output level.

\*6. This is a value measured with the PHONES LEVEL knob set to 10 dB below the maximum position.

\*7. QL1: OMNI OUT 1-8

### Digital input/output specifications

Connectors	Format	Data length	Level	Audio	Connector
Primary/Secondary	Dante	24bit or 32bit	1000Base-T	64ch Input/64ch Output@48kHz *1	EtherCON Cat5e

\*1. QL1: 32ch Input/32ch Output@48kHz

### Digital output specifications

Connectors	Format	Data length	Level	Connector
DIGITAL OUT	AES/EBU	AES/EBU Professional Use	24bit	RS422
				XLR-3-32 type (Balanced) *1

\*1. XLR-3-32 connectors are balanced jacks (1=GND, 2=HOT, 3=COLD).

### I/O SLOT (1-2) specifications

Each I/O Slot accepts a Mini-YGDAI card.

Only Slot 1 has a serial interface.

### Control I/O specifications

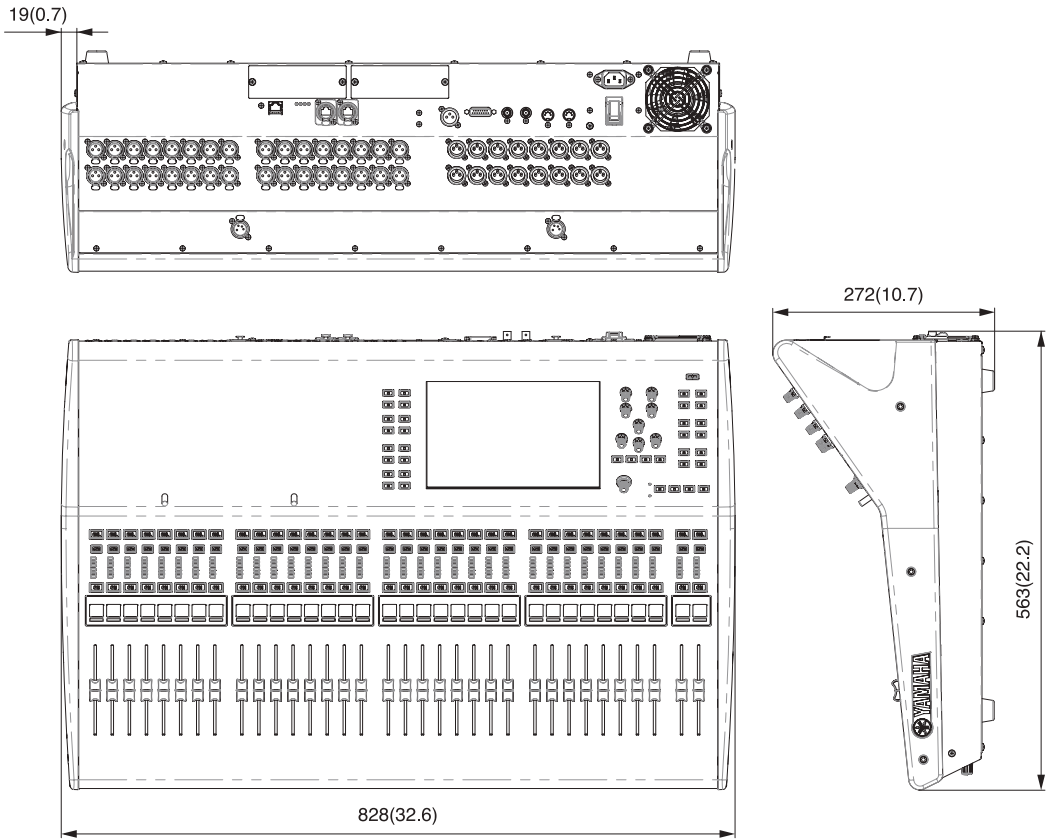
Connectors	Format	Level	Connector
MIDI	IN	MIDI	DIN Connector 5P
	OUT	MIDI	DIN Connector 5P
WORDCLOCK	IN	-	TTL/75 Ω terminated
	OUT	-	TTL/75 Ω
GPI (5IN/5OUT)	-	-	D Sub Connector 15P(Female) *1
NETWORK	IEEE802.3	10BASE-T/100Base-TX	RJ-45
LAMP (QL5: x 2, QL1: x 1)	-	0V-12V	XLR-4-31 type *2
USB HOST	USB 2.0	-	USB A Connector (Female)

\*1. Input pin: TTL level, w/ internal pull-up (47kΩ) Output pin: Open drain output (Vmax=12V, maximum sink current/pin=-75mA) Power supply pin: Output voltage Vp=5V, Max. output current=300mA

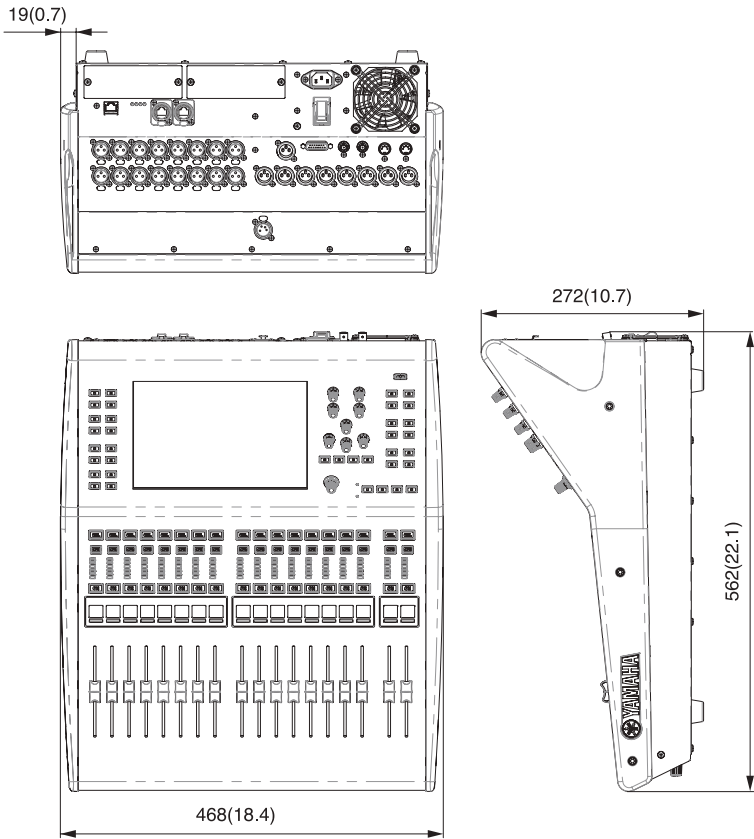
\*2. 4 pin=+12V, 3 pin=GND, Lamp nominal power: 5W, Brightness (voltage) can be adjusted from the software.

# Dimensions

QL5



QL1







CREATING 'KANDO' TOGETHER

YAMAHA CORPORATION  
P.O. BOX1, Hamamatsu Japan

[www.yamahaproaudio.com](http://www.yamahaproaudio.com)

\*All specifications are subject to change without notice. \*All trademarks and registered trademarks are property of their respective owners.



Printed in Japan